



| SIDING SCHEDULE | | | | |
|---|----------------------|----------|------------|---------------------------|
| SIDING | EXPO/TYPE | CORNERS | TRIM | REMARKS |
| VINYL | 8" HOR (4" DBL) | VINYL | VINYL/PINE | (STD) |
| *CEDAR | SHINGLES 5" EXP | PINE BDS | PINE/HRDBD | (OPT.) |
| *CEDAR | CLAPBDS 4 1/2 EXP | PINE BDS | PINE/HRDBD | (OPT.) |
| *FIR | T-11 VERTICAL | PINE BDS | PINE/HRDBD | REQUIRES DRIP CAP(OPT) |
| *WOOD SIDINGS REQUIRE FIELD SEALING OR STAINING | | | | |

- *NOTES***
- REFER TO INDEX SHEET TO LOCATE SPECIFIC INFO NOT COVERED ON THIS SHEET.
 - ELEVATIONS AS REPRESENTED MAY NOT BE SPECIFIC TO MODEL OR SPECIFICATION GRADE ORDERED.
 - THE FOLLOWING ITEMS TO BE SUPPLIED BY FIELD CONTRACTOR AND ARE SUBJECT TO LOCAL INSPECTION:
 - EXCAVATION, FOUNDATION WORK, SILL PLATE, LALLY COLUMNS AND SILL SEAL.
 - EXTERIOR STAIRS WITH MAX. RISE OF 7 1/2" AND MIN. TREAD OF 11" (NOSE TO NOSE)
 - EXTERIOR RAILINGS WHERE REQUIRED.
 - DOWNSPOUTS AND GUTTERS WHERE REQUIRED.
 - THE FOLLOWING ITEMS ARE SUPPLIED BY CUSTOMIZED STRUCTURES INC. AND INSTALLED BY FIELD CONTRACTOR (SUBJECT TO LOCAL INSPECTION)
 - BALANCE OF SIDING NOT INSTALLED AT FACTORY. (NORMALLY ALL GABLE END SIDING AND LAST ROW OF SIDING FRONT AND BACK.)
 - EXTERIOR LIGHT FIXTURES.
 - ANY PANELIZED PARTS FOR 2ND FLOOR CONST. OR FIELD APPLIED ROOF SYSTEM. (IE: CAPES, GAMBRELS, ETC)
 - KNEEWALL SIDING, WINDOW SHUTTERS, ON SPLIT ENTRY MODELS ARE AVAILABLE AT EXTRA COST.
 - RIDGE VENTILATION AND SHINGLES LEFT OUT AT ROOF HINGE LOCATIONS ARE SUPPLIED AND INSTALLED BY CUSTOMIZED STRUCTURES CREWS.
 - STANDARD EAVE SOFFIT IS 3/8" AC PLYWOOD WITH ALUMINUM VENT STRIP TO PROVIDE ATTIC VENTILLATION ALONG WITH RIDGE VENT.
 - 15# FELT INSTALLED AT CORNERS OF HOUSE AND AROUND ALL OPENINGS FOR ALL SIDING APPLICATIONS. AIR INFILTRATION BARRIER INSTALLED UNDER CEDAR SHINGLES AND CLAPBOARDS.
 - 12' WIDE-2X8 FLOOR JOISTS, 16" O.C.
 - 13' & 14' WIDE- 2X10 FLOOR JOISTS, 16" O.C.
 - MODULES AVAILABLE IN ANY LENGTH UP TO 60'0".
- NOTE: REFER TO CUSTOMIZED STRUCTURES FIELD INSTALLATION MANUAL FOR SPECIFIC DETAILS OF FIELD FINISH AND RESPONSIBILITY.

SHEET TITLE:
Elevations
34'10" x 63'4" (9 Box) Two-Story - Magnolia Farms
#043764 Mr. Rynkowski, Lot 23 Spec. South Wesson, MA.

DRAWN BY: JSL/SRB
DATE: 09-02-2004
DLR APPRY:
DATE:

SCALE: 1/4"=1'0"
DWG #: 043764
SHEET#: 1

CUSTOMIZED STRUCTURES INC.

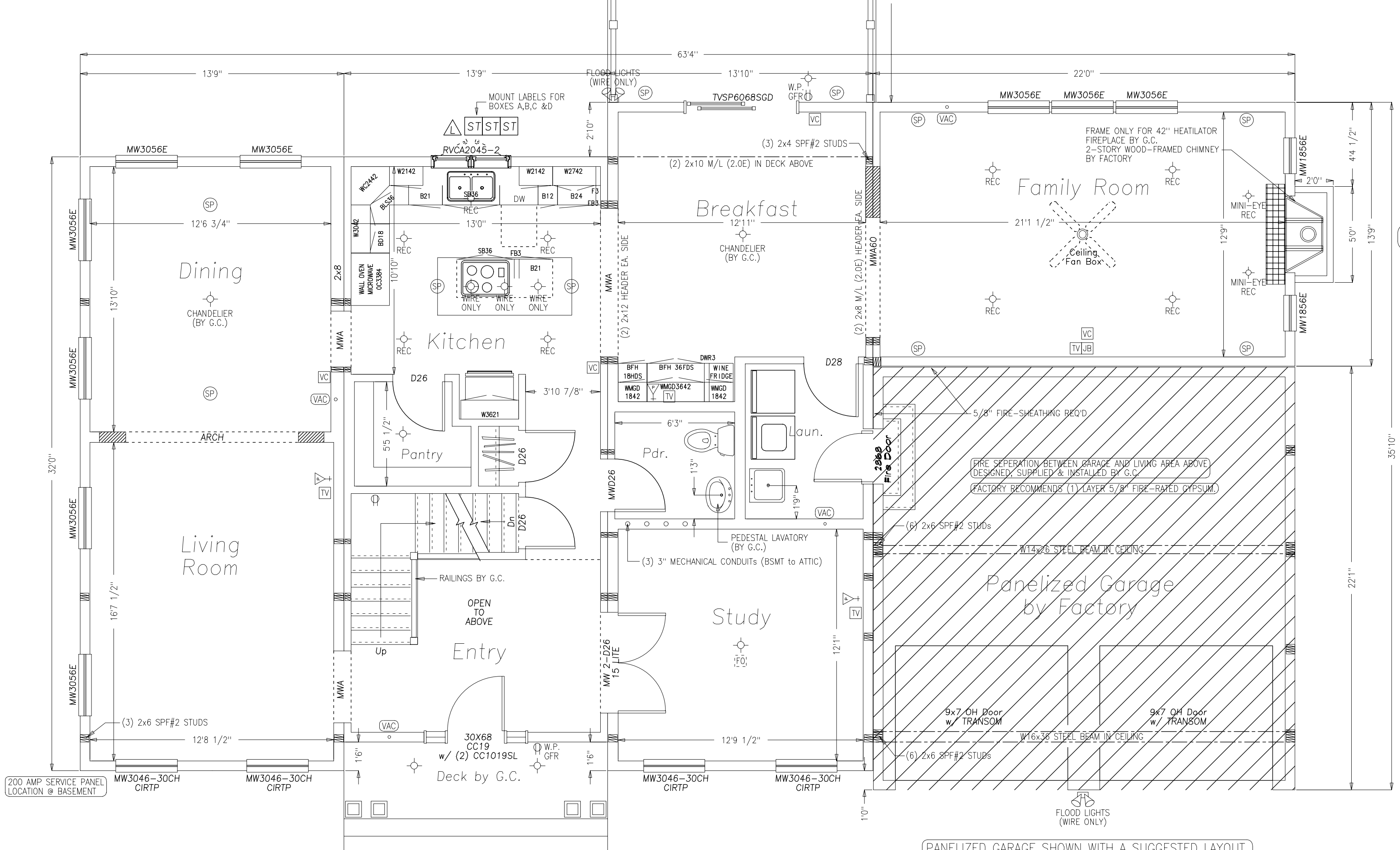
P.O. BOX 884
CLAREMONT, NH 03743 TEL. 603-543-1236

| DATE | REVISIONS | BY | APPR |
|------|-----------|----|------|
| | | | |
| | | | |
| | | | |

MEMBER
NATIONAL ASSOCIATION OF HOME BUILDERS
OF THE UNITED STATES
BUILDING SYSTEMS
COUNCILS

APPLICABLE MASSACHUSETTS BUILDING CODES:
 MA FUEL/GAS/PLUMBING CODE
 MA STATE BUILDING CODE, 6TH EDITION
 1993 BOCA NATIONAL MECHANICAL CODE W/ AMENDMENTS
 2002 NEC W/ MA AMENDMENTS

Deck
by G.C.



BOX D

BOX A

BOX B

BOX C

N.GRAFTON, MA. (ZONE#3) ROOF IS DESIGNED TO ACCOMODATE 35PSF GROUND SNOW LOAD

INTERIOR TRIM NOTE:
 1ST FLOOR (ONLY) 9'0 1/2" CEILINGS
 3 1/2" FINGERJOINT MARBLEHEAD CASING.
 5 1/4" FINGERJOINT SPEED BASE.
 2ND FLOOR 8'0 1/2" CEILINGS

ALL SCHEDULES (GLAZING, DOOR & LIGHT & VENT) INCLUDED WITH MODULAR ENERGY COMPLIANCE CALCULATIONS.

PANELIZED GARAGE SHOWN WITH A SUGGESTED LAYOUT. CODE COMPLIANCE IS THE RESPONSIBILITY OF THE G.C.

SHEET TITLE:
 First Floor Plan
 34'10" x 63'4" (9 Box) Two-Story - Magnolia Farms
 #043764 Mr. Rynkowski, Lot 23 Spec. South Wesson, MA.

DRAWN BY: JSL/SRB
 DATE: 09-02-2004
 DLR APPRV: [Signature]
 SCALE: 1/4"=1'0"
 DWG #: 043764
 SHEET #: 2a


CUSTOMIZED STRUCTURES INC.
 P.O. BOX 884
 CLAREMONT, NH 03743 TEL. 603-543-1236

| DATE | REVISIONS | BY | APPV |
|------|-----------|----|------|
| | | | |
| | | | |
| | | | |
| | | | |

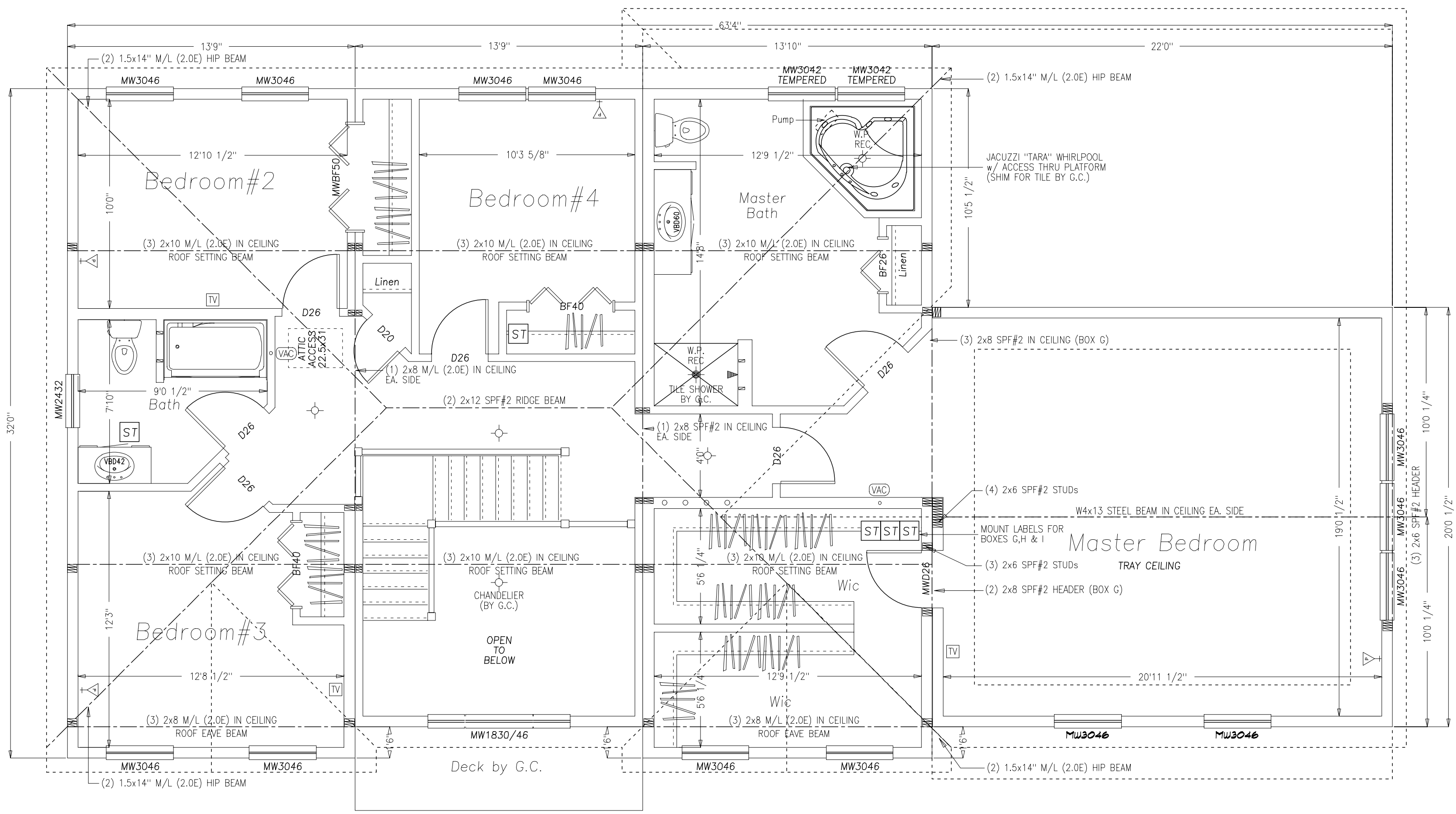
CERTIFICATION

- △ = STATE, THIRD PARTY & DATA PLATE
- ST = STATE LABEL
- PFS = THIRD PARTY LABEL
- DP = DATA PLATE

"EGRESS WINDOW SILL HEIGHT LESS THAN OR EQUAL TO 44" ABOVE FINISH FLOOR."



APPLICABLE MASSACHUSETTS BUILDING CODES:
 MA FUEL/GAS/PLUMBING CODE
 MA STATE BUILDING CODE, 6TH EDITION
 1993 BOCA NATIONAL MECHANICAL CODE W/ AMENDMENTS
 2002 NEC W/ MA AMENDMENTS



BOX E

BOX F

BOX G

BOX H

BOX I

N.GRAFTON, MA. (ZONE#3) ROOF IS DESIGNED TO ACCOMODATE 35PSF GROUND SNOW LOAD

INTERIOR TRIM NOTE:
 1ST FLOOR (ONLY) 9'0 1/2" CEILINGS
 3 1/2" Fingerjoint MARBLEHEAD CASING.
 5 1/4" Fingerjoint SPEED BASE.
 2ND FLOOR 8'0 1/2" CEILINGS

SHEET TITLE:
 Second Floor Plan
 34'10" x 63'4" (9 Box) Two-Story - Magnolia Farms
 #043764 Mr. Rynkowski, Lot 23 Spec. South Wesson, MA.

DRAWN BY: JSL/SRB
 DATE: 09-02-2004
 DLR APPRV: [Signature]
 DATE:

SCALE: 1/4"=1'0"
 DWG #: 043764
 SHEET #: 26

CUSTOMIZED STRUCTURES INC.
 P.O. BOX 884
 CLAREMONT, NH 03743 TEL. 603-543-1236

| DATE | REVISIONS | BY | APPV |
|------|-----------|----|------|
| | | | |
| | | | |
| | | | |

